

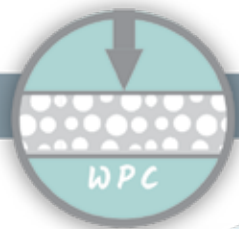
# Premium Luxury Vinyl Tile



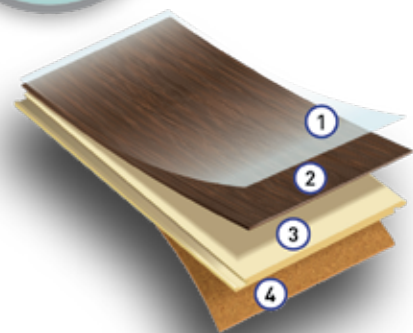
100% WATERPROOF  
100% KIDPROOF  
100% PETPROOF

## Reference Guide

### PLUS

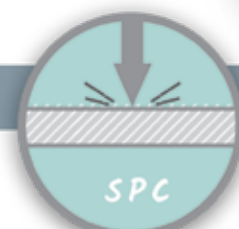


WPC

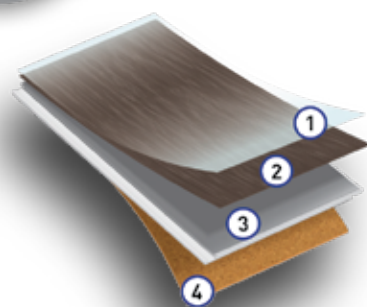


- 1 12 or 20 mil Wear Layer**  
Protects against excessive wear and stains, making cleaning and maintenance a breeze!
- 2 Luxury Vinyl Top Layer**  
Features on-trend designs that characterize this stunning surface.
- 3 WPC Core**  
A rigid core composition that is manufactured with foaming agents to reduce surface tension. The result is a more comfortable, yet durable floor.
- 4 The "PLUS" is the Attached Cork Underlayment**  
Provides added sound dampening, absorbs subfloor imperfections and naturally resists mold and mildew.

### PRO PLUS



SPC



- 1 20 mil Wear Layer**  
Protects against excessive wear and stains, making cleaning and maintenance a breeze!
- 2 Vinyl + Print Film**  
Features on-trend designs that characterize this stunning surface.
- 3 SPC Core**  
Rigid core offers superior impact and dent resistance. It has high calcium carbonate content for extra rigidity.
- 4 The "PLUS" is the Attached Cork Underlayment**  
Provides added sound dampening, absorbs subfloor imperfections and naturally resists mold and mildew.

### Let's talk.

Our COREtec® PRO PLUS is a high-density SPC core that was developed to withstand tremendous impact and resist indentation due to its high mineral content and dense core. Better suited for commercial settings.

Our COREtec® PLUS is better suited for residential use. We add foaming agents that create tiny air pockets throughout to improve sound quality, insulation and cushion. This WPC core is then combined with a thick luxury vinyl top layer and attached cork underlayment, to create a truly comfortable floor.

Both SPC and WPC categories offer features and benefits that lend themselves to a wide variety of installation options and end-use. It merely comes down to customer preference, fashion/design, installation application and budget. The choice is yours.

**Embossing-in- Register** is a technique commonly used in vinyl floor products. During the manufacturing process, it intensifies the design by aligning the design features with the embossing resulting with a more realistic visual.

**Edge and end details** describe the flooring's sides and ends each plank has. This makes a big difference for the style and look of the floor. All is personal preference.

#### Enhanced Painted Beveled Edge:

A big distinctive and deep "V" shaped groove it gives a more realistic visual as it emphasizes the uniqueness of each plank. All "Enhanced" collections offer this end style.

#### Micro-Beveled Edge:

A shallow "V" shaped groove that is small gives a subtle, yet distinctive look to each plank.

## Reference Guide

### PLUS PREMIUM

A full 1/2" thick! High-end visuals with painted bevels as the featured accent. Customize your own grand look with these authentic, enhanced floors.

### PLUS DESIGN

Bring your design style and personality to life. Celebrate your originality with these eclectic and impressive multi-width and multi-tone flooring creations.

### PLUS HD

The Embossed-In-Register technology takes this floor to the next level of beauty! The built-in, high-definition texture, brings these high-styled visuals to life and creates a magnificent conversation piece.

### PLUS XL-ENHANCED

Wide planks with enhanced bevels add character and definition to any room. The large plank size provides you more floor to enjoy with quick installation. Begin living on this magnificent floor even sooner.

### PLUS XL

Large planks highlight and enhance the beauty of the wood grain in your floors. Enjoy XL visuals while saving time and resources.

### PLUS ENHANCED

A beautiful collection of planks and tiles featuring an attached underlayment and enhanced bevels.

### PLUS

Many sizes and styles of both planks and tiles, featuring an attached underlayment providing improved warmth, cushion and sound-quality.

### ONE

Return to basics with these 6" planks that are an essential foundation for your home. Gorgeous designs created for you to cherish.

### PRO PLUS ENHANCED

These high-performance floors with enhanced, painted bevels prove that design and rigidity can combine for a stunning surface and design.

### PRO PLUS

Engineered to perform, these unique visuals provide the durability you demand for your home's high-traffic areas as well as your professional space.

### GREENGUARD. Yes, It's a BIG deal!

Whenever you are purchasing a luxury vinyl floor, indoor air quality and chemical exposure is something you should consider.

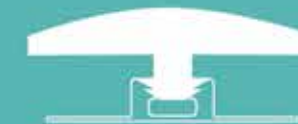
The Greenguard Environmental Institute is an industry-independent scientific testing organization that certifies products and materials for low chemical emissions.



### QUARTER ROUND



### T-MOLDING



### OVERLAP REDUCER



### BABY THRESHOLD



### STAIR CAP



### FLUSH STAIR NOSE



### STAIR TREAD



STAIR TREAD ONLY AVAILABLE FOR PLUS XL ENHANCED, PLUS HD AND, PLUS PREMIUM.

# Plus Tiles

2 sizes available  
4-sided micro-bevel

These tiles provide the classic look of natural stone without the hassle! Perfect for any room in the home – including kitchens and bathrooms.



12" x 24" x 8.0mm 32.04 sf/carton



USV032-00104



USV032-00111

18-1/2" x 24" x 8.0mm 30.86 sf/carton



USV033-01802

# Plus 5" Planks

5" x 48" - 8.0mm  
4-sided micro-bevel  
26.68 sf/carton



USV023-00201



USV023-00202



USV023-00205



USV023-00207



USV023-00501



USV023-00505



USV023-00507



USV023-00508



USV023-00509



USV023-00511



USV023-00512



USV023-00513

# Plus 7" Planks

7-1/8" x 48" - 8.0mm  
 4-sided micro-bevel  
 38.24 sf/carton



# Plus HD Planks

7" x 72" - 8.5mm  
 4-sided enhanced bevel  
 High-resolution image  
 Embossed-in-register texture  
 21.274 sf/carton



USVV024-00210



USVV024-00211



USVV024-00705



USVV024-00706  
*Very High Shade Variation*



USVV031-00632



USVV031-00635



USVV031-00641



USVV031-00642



USVV024-00707  
*Very High Shade Variation*



USVV024-00708  
*Very High Shade Variation*



USVV024-00712



USVV024-00713



USVV031-00643



USVV031-00645



USVV031-00652



USVV031-00653



USVV024-00714



USVV024-00715



USVV024-00716



USVV031-00654



USVV031-00655

LSV (Low Shade Variation); However, there will be some repetition in pattern. It is important to lay out the product before installing to achieve optimum aesthetic results.

# Plus XL Planks

9" x 72" - 8.1mm  
 4-sided micro-bevel  
 26.95 sf/carton



USVV034-00604



USVV034-00609

# Plus XL Enhanced

9" x 72" - 8.1mm  
 4-sided enhanced bevel  
 26.95 sf/carton



USVV035-00905



USVV035-00908



USVV035-00912



USVV035-00913



USVV035-00914



USVV035-00915



USVV035-00916



USVV035-00921



USVV035-00922

# Plus Enhanced 7" Planks

7" x 48" - 8.0mm  
4-sided enhanced bevel  
23.64 sf/carton (28.37 for 764)



# Plus Enhanced Tiles

2 sizes available  
4-sided enhanced bevel

These tiles provide the high-end look of stone without the hassle!  
Perfect for any room in the home – including kitchens and bathrooms.

7" x 24" x 8.0mm 18.60 sf/carton



USVV015-01710

12" x 24" x 8.0mm 19.63 sf/carton



USVV014-01212



USVV014-01213



USVV012-00753



USVV012-00756



USVV012-00757



USVV012-00759



USVV012-00760



USVV012-00761



USVV012-00762



USVV012-00763



USVV012-00764



USVV012-00765



USVV012-00766



USVV012-00790



USVV012-00791



USVV012-00792



USVV012-00793



# Pro Plus Planks

7-1/4" x 48" - 5.0mm  
 Micro-bevel edges and ends  
 28.84 sf/carton

Unique and innovative visuals that enhance durability. These heavy-duty floors are perfect for both commercial and residential use.



# ONE

6" x 48" - 6.3mm  
 Micro-bevel edges and ends  
 31.73 sf/carton

The best looks of traditional hardwood flooring in domestic and exotic decors at a great residential price point.



USVV017-01001



USVV017-01002



USVV017-01003



USVV017-01004



USVV022-00801



USVV022-00802



USVV022-00803



USVV022-00805



USVV017-01005



USVV017-01007



USVV017-01008



USVV017-01011



USVV022-00806



USVV022-00810



USVV022-00813



USVV017-01012



USVV017-01016



USVV017-01018

# 7" Plus Premium Planks

7-1/8" x 72" - 12.0mm  
 4-sided enhanced beveled edges  
 21.39 sf/carton

These premium planks have a 20mil wear layer and employ Embossed-in-Register technology.



# 9" Plus Premium Planks

9" x 72" - 12.0mm  
 4-sided enhanced beveled edges  
 26.95 sf/carton

These premium planks have a 20mil wear layer and employ Embossed-in-Register technology.



USVV458-02708



USVV458-02709



USVV458-02710



USVV457-02901



USVV457-02902



USVV457-02903



USVV457-02904



USVV457-02905



USVV457-02906



USVV457-02907



USVV457-02908



USVV457-02909



USVV457-02910



USVV457-02911



# Care & Maintenance

---

## NEWLY INSTALLED FLOOR CARE

- Always use plywood or other boards when moving heavy objects across the floor.
- Sweep, dust mop or vacuum the floor to remove all loose dirt and grit.
- Lightly damp mop with well wrung mop.

## INITIAL & ROUTINE MAINTENANCE (DAILY OR AS NEEDED)

- Sweep, dust mop or vacuum the floor to remove all loose dirt and grit. Do not use treated dust mops.
- Clean the floor using a properly diluted Neutral pH cleaner in cool water or ready to use spray cleaner that will not leave a residue such as Bona Professional Series Stone, Tile, and Laminate Cleaner in a pre-mixed spray bottle.

## OVER TIME

Over time floors may begin to lose their luster and may require an application of floor polish. When and where you apply the floor polish will depend on the traffic the floor receives. A good quality floor polish like “Hilway Direct” can provide up to a year of protection in a high traffic area.

## FLOOR POLISH APPLICATION DIRECTIONS

1. Vacuum or dry sweep then damp mop floor to remove loose dirt and soil from floor. Thoroughly scrub and clean floor with Neutral pH cleaner to remove all soil. Follow label Instructions.
2. Apply floor polish undiluted in a thin, even coat using a microfiber applicator mop. Follow label instructions.
3. Apply 2-3 coats. Allow each coat to air dry completely (generally 30-60 minutes) before applying next coat.
4. Allow floor surface to dry overnight before heavy traffic use.

## PREVENTION

The single greatest cause of damage to any flooring or floor finish is abrasion from dirt and grit. Wherever possible, use walk off mats at entrances and doorways. Use non-staining floor protectors under heavy furniture, chairs, and tables.



Alexandria, VA | Chantilly, VA | Fairfax, VA | Richmond, VA | Virginia Beach, VA  
North Bethesda, MD\* | Owings Mills, MD\* | Greensboro, NC | Raleigh, NC

[www.mosaictileco.com](http://www.mosaictileco.com)



Noted (\*) locations are 100% wind powered! All locations support renewable power sources.

